

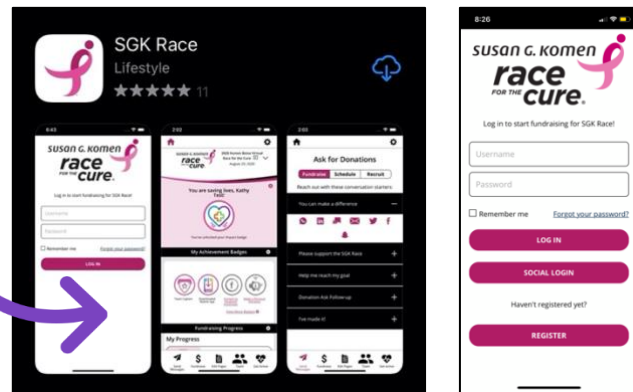


Download our Mobile App TODAY!

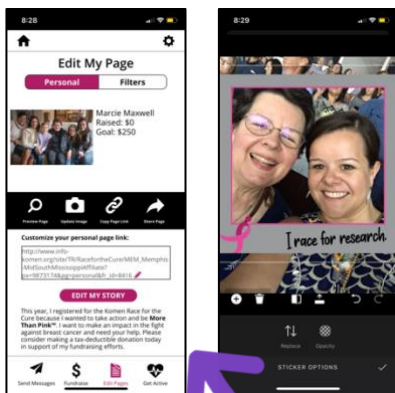
The Race for the Cure app is your key to unlocking the full virtual event experience. Not only can you fundraise on-the-go and track your progress, you can track your steps as part of the Race for the Cure community and learn more about our mission to end breast cancer.

Get Started

Visit the Apple App Store or Google Play on your device and search for “SGK Race” or “Race for the Cure” and follow the steps to download and launch.




Then, simply log in using the username and password you created during registration.

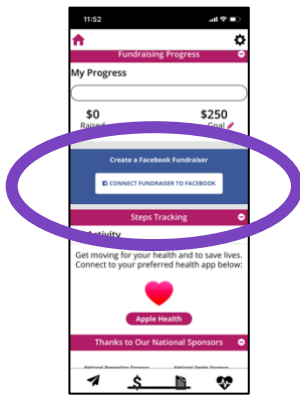


Update Your Personal Page

Customize your personal page with a message about why you are participating in the Race for the Cure and raising money to end breast cancer. You can add fun filters & stickers to your pictures, too.

PRO TIP: Fundraisers who add a personal story and photo raise more money, on average, than participants who don't.

Need help at anytime? Click the  in the top right corner, then “Need Help?” to open our support portal. Search our app FAQ for an answer or open a ticket with our app support team.



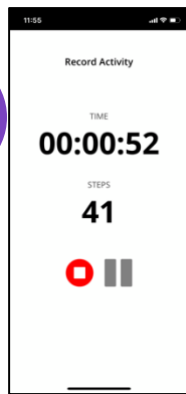
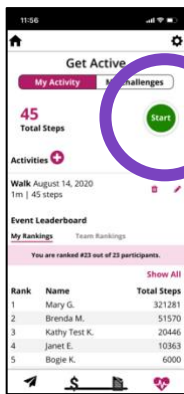
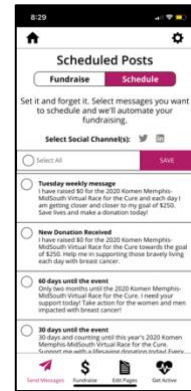
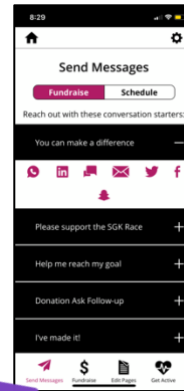
Create a Facebook Fundraiser

Connect your fundraising efforts directly to your Facebook account by clicking “Connect Fundraiser to Facebook” on your app home page. You will be prompted to log in to Facebook and click OK to allow permissions to link to your page. Then your friends will easily be able to support you by donating through Facebook.

Schedule & Send Messages

Click the “Send Messages” icon to send texts or emails and post social media messages to ask for support. There are pre-written templates to get you started.


PRO TIP: You can even schedule posts on LinkedIn and Twitter to publish periodically leading up to the Race for the Cure.



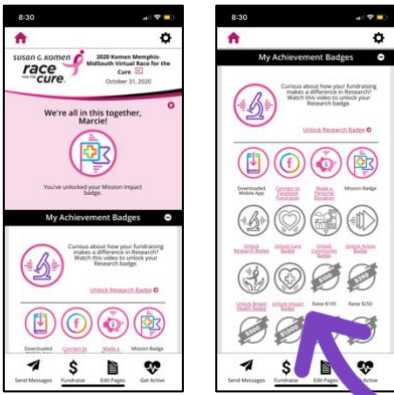
Track Steps & Join Activity Challenges

Connect to Apple Health or Google Fit to track your steps so your everyday walk or run can be one to end breast cancer. Make sure to allow access to ALL step data for proper tracking.

Once connected, click the “Get Active” icon at the bottom to view your steps & activity challenges. Simply hit the Start button to begin recording your steps and select “Confirm” when prompted to save the information.



Check out all six available step challenge badges under the “My Challenges” tab, including the Finisher Badge for taking 6,000 steps to officially finish the Race for the Cure.

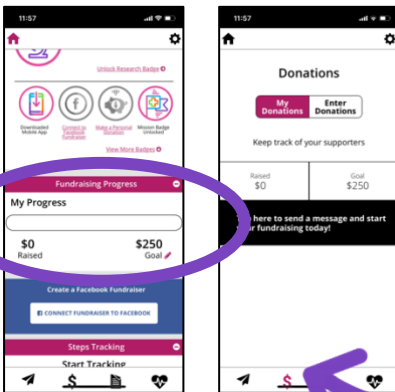
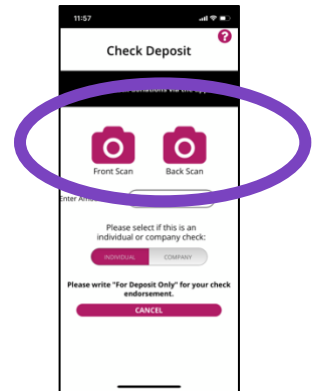


Earn Mission Badges

Learn more about the mission of Susan G. Komen and our vision of a world without breast cancer by watching videos and taking quizzes to earn all seven of our Mission badges found on your app home page. These badges will provide you with new information to share as you fundraise and motivation to keep working toward your goal.

Deposit Checks

You can also deposit a check donation in the app by clicking on the “Fundraise” icon and then “Enter Donations”. Just like online banking, you can scan both sides of the check and the name and amount will be added to your fundraising total.



Track Fundraising Progress

Stay up to date on your fundraising progress. Your home screen displays how much you've raised toward your fundraising goal. On a team? You will see your team progress, too. Click the “Fundraise” icon at the bottom to see your individual or team donations.

Receive Motivational Texts

Make sure to say “yes” to allow app push notifications so you don't miss out on inspirational survivor stories, fundraising tips and team captain advice. We'll be cheering you on as you work toward your goals.

